

## Guidelines for Self-Registration

### Requirements


- i) A device (Computer/Mobile phone) that has a digital camera
- ii) Valid National Identification Card

### Steps for Self Registration

1. Visit IEC website at <http://iec.org.ls>
2. Click voter portal to get this screen




3. Enter your name and click register to get this screen



National ID Number:  

Registration Number:


First Name:  


Surname:  

Please select your preferred contact method:

Phone

Email

Cell Number:  

Email Address:  

4. Enter the required fields. Make sure you choose your preferred contact e.g phone. When done click register to get this screen
5. Enter OTP received by phone or email then click OK to get this screen



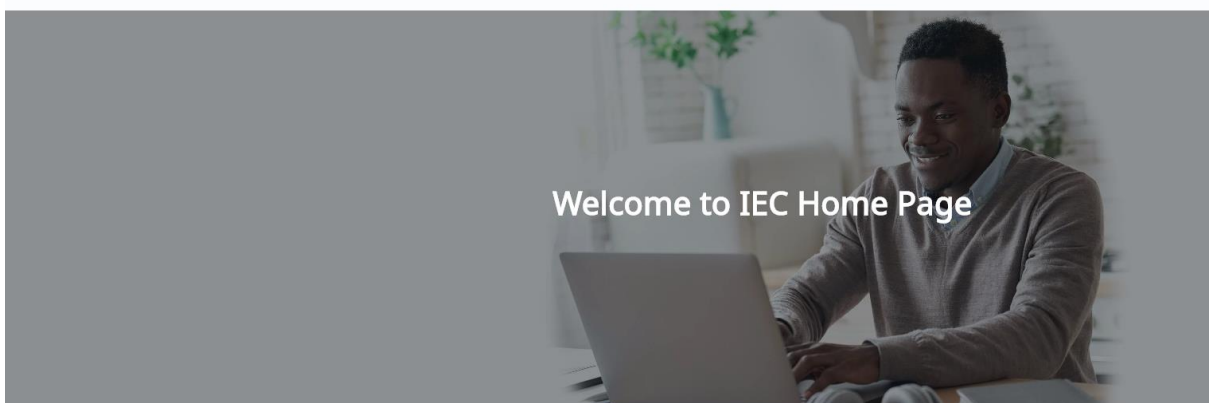
Enter Your Username

Login

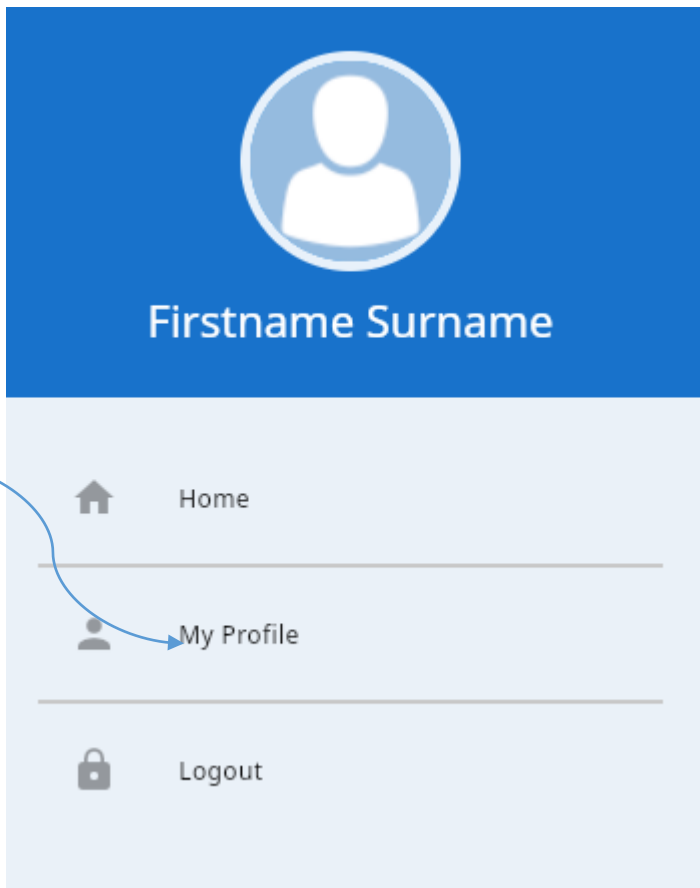
Register

6. Now you enter your National ID as a Username. You get this screen






☰ Lesotho Voter



7. Click at the right upper conner to get this screen



8. Click at My Profile to get this screen

National ID Number:	<input type="text" value="234"/>
First Name:	<input type="text" value="ntatee"/>
Surname:	<input type="text" value="ngoana"/>
Date of Birth:	<input type="text" value="06/17/2023"/>
Gender:	<input type="text" value="Select your gender"/>
District:	<input type="text" value="Select District"/> 
Constituency:	<input type="text" value="Select Constituency"/> 
Polling Station:	<input type="text" value="Select Polling Station"/> 
Registration Centre:	<input type="text" value="Select Registration Centre"/> 
Village:	<input type="text" value="Select Village"/> 
Cell Phone Number 1:	<input type="text" value="26653876669"/>
Cell Phone Number 2:	<input type="text"/>
Email:	<input type="text" value="t@gmail.com"/>

9. When done click at capture your image profile

10. Click at the white spot to take the picture
11. Click on the Capture ID image to take the ID picture
12. Click at the white spot to take the ID picture
13. Then save
14. Registration is complete.

All the information will then be transmitted to the staging area where IEC official will adjudicate when the information entered is similar to the information of the ID card then the IEC official accept the voter into the voters register database and the voter receives a message indicating that the voter has been registered.